



# THE BOWTIE BULLETIN

The Official Newsletter  
Of The **PIEDMONT CLASSIC CHEVY CLUB**

**MAY 2017 EDITION**

## *This Months Contents*

*Message from our PCCC VICE PRESIDENT*  
*Club Info, News and Social Events*  
*Welcome New Members*  
*Feature Articles*  
*PCCC Parts & Swap*  
*Classic Car Trivia*



## A Greeting From Our PCCC Vice President

As all of you know we have lost a good friend in Linwood--we will miss our special man. Please keep Mavis and family in your thoughts. I have been in contact with Mavis's brother and asked him to let us know if there is anything we can do for her. I know she enjoys seeing Hollywood go down there to work on his Chevelle.

As of now the fish fry will not be at the Johnson home place. We are looking into finding another location--we may also need to change the date--so be on the lookout for further information--you do not want to miss this event!! Larry Deal has been working very hard and enjoying every minute of it --catching enough fish for all of us to enjoy.

We will have a very busy summer with all of the extra road trips filling in between our regular cruise-ins and car shows. Not to mention the annual PCCC charity car show at Lake Wheeler Memorial Day weekend.

As usual the breakfast will be provided by the club and the famous Carlie C's fried chicken--all of the sides and desserts will be provided by all of our very own wonderful chefs! Each of you may want to bring your own cooler with ice and drinks.

Get ready for a very busy exciting fun day--full of sunshine!!

See ya--all soon--thanks Chris

***Next Scheduled Business Meeting — Monday May 22, 2017***

***\*\*NOTE OUR NEW MEETING LOCATION\*\****

***VFW Post 7383  
522 Reedy Creek Road  
Cary, NC 27513***

*Linwood Johnson* [1936—2017]



Linwood Johnson passed away on April 1, 2017. He was a mentor to many Piedmont Chevy club members and you could always count on Linwood to help you with anything you might need. Linwood was a member of three car clubs, Piedmont Classic Chevy Club, Memory Lane and Southland, and always headed up the judging at our Annual show. These will be big shoes to fill. He is survived by his wife Mavis who will now become a Lifetime member of Piedmont Classic Chevy Club.

Linwood had many cars, tractors, trucks, etc. He had a 57 Chevy BelAir and a totally original Monte Carlo. But his true passion was mid 50's Ford Crown Victoria's. With that thought in mind, this year's Best of Ford trophy at our show will be the **Linwood Johnson Memorial Best Ford** trophy.

Barry Kitchener



**PCCC INFO**

**2017–2018 Club Officers**

**President - Barry Kitchener**  
barrykit2000@yahoo.com

**Vice President - Chris Peedin**  
crystalclean67@aol.com

**Secretary - Jane Overman**  
medassist61@yahoo.com

**Treasurer - Tom Doherty**  
tdoherty@mpcllp.com

*Send your 2017 PCCC Dues payment to:*

*Tom Doherty*  
*4008 Ridgebrook Bluffs ; Raleigh, NC 27603*

For a complete listing of carshows and cruise in's  
contact club member  
David Matthews for a complete listing of carshows and  
cruise in's.

Contact David Matthews at

**PCCC Apparel**

**Royal Blue Polo Shirts**

Including standard embroidery **[\$22]**

**Hats**

Solid Kaki, Kaki with Black Brim, Solid Black  
Style will be popular soft cover type and adjustable fit  
**[\$11 ea]**

**Club Jacket Royal Blue**

Including standard embroidery **[\$46]**

**New 'Soft Shell Black Jacket**

With lighter contrast collar **[\$56]**

**Magnetic Engraved Name Badges** **[\$10.70]**

Contact *Larry Lewis* @ 919.215.3946 or  
[rclarry@aol.com](mailto:rclarry@aol.com)  
for complete ordering details





3rd North Carolina Nationals

**April 28-30, 2017**

North Carolina State Fairgrounds  
1025 Blue Ridge Rd  
Raleigh, NC 27607

I hope you have your best walking shoes--  
sunscreen--chairs--ready--plus lunch-snacks  
and drinks packed for the cooler.  
Get your energy built up--your smiles on--  
ready to great new friends and see some of

the most awesome cars to hit Raleigh's State Fairgrounds for the 4 day GoodGuys  
show--with PCCC being the Host Club.

You will go home exhausted (and smell like exhaust)--but it will be worth it.  
thanks so much to all that volunteered to help at the show and hope you enjoy this  
fun experience.

Looking forward to having a great time--Chris

**PLANNED 2017 PCCC SOCIAL EVENTS & CLUB CRUISES**

*Tour of a Private Classic Car Collection*

Meet at Lone Star in Knightdale at 10:30 - leave at 10:45 and cruise to  
McClain's Restaurant in Zebulon for lunch.  
We will then travel to host location and arrive at 3:00.  
May 21, 2017 (Confirmation Pending)

*Tour at Mike Leith's Classic Car Collection and Museum*

Meet at Lone Star (time not yet confirmed), maybe have lunch there,  
then cruise to Wendell for a tour.  
July 7, 2017

Toyota of Henderson will be hosting a  
classic car show on their dealership lot at  
some date in August. Food provided,  
awards, premiums, bounce house, music  
& more.

Cruise to Homestead Steakhouse in  
Timberlake (lunch), then travel to Kit-  
ty Horton's property in Hurdle Mills  
to view her cool collection of cars and  
trucks & much more.

*Georgia Moonshine Cruise*

Those who are registered for the Georgia Moon-  
shine Cruise will meet at Bojangles on Hwy 64 in  
Apex by 7:00 a.m and head towards Greenville, SC  
for lunch at Don Watt's son's brewery.  
Wednesday, July 12

Sunday Picnic at Falls Lake—Shelter #23  
To be announced

**Any Questions or Suggestions?**

Contact Carol Keith at 919.847.5515 or David Peedin (Travel Coordinator for car cruises) at 919.612.6998

*WELCOME  
NEW MEMBERS*

*Anthony & Denise Sica  
Apex NC*

*Kurt & Amy Bruce  
Holly Springs, NC*

*Don and Dianne Silvester  
Apex, NC*







Our 2017 Made In The USA Carshow Flyer

**PIEDMONT CLASSIC CHEVY CLUB**  
**28th Annual Made In The USA CARSHOW**  
**May 27, 2017**  
Celebrating 50 years of the 1967 Chevrolet

Sponsored by:  
**CAPITAL**  
CHEVROLET



**Sponsored by: Capital Chevrolet**  
**Show for All American Makes 1990 or Older ONLY**  
**Proceeds from the car show to benefit: Raleigh's Hilltop Home for Children**  
**Photo Plaques to first 200 Entries - Door Prizes - Music - 50/50 - Food**

**"Best of " Awards**

Best Chevy	Best Paint	Best Interior
Best Other GM	Best Engine Compartment	Best Other US Makes
Best Ford	Best Club Participation	Best Special Interest
Best Mopar	Best Street Rod	Best Truck

Mark Roberts, CAPITAL CHEVROLET "Pick of the Show " Award  
Kids Choice Pink Ladies Choice PCCC Presidents's "Pick of the Show"

Thank you! to **O'Reilly** for Providing Awards and Trophies  
**Registration: 8 am to 12 noon - \$20 (No pre - registration - no rain date)**  
**Awards presented at 3 pm**  
(Sorry no vehicles displayed newer than 1990)  
Location: Lake Wheeler Park, 6404 Lake Wheeler Road , Raleigh, NC 27603  
Visit our club website for more information at [piedmontccc.org](http://piedmontccc.org)  
Or visit our Facebook fan page at <https://www.facebook.com/piedmontccc>

**TAKE A Kid Car TO A Show**  
ARMOR

**Park Rules**  
Lake Wheeler Park Rules. Pets must be restrained on a leash at all times within the park. No alcohol of any kind. Smoking is only in designated parking lots. Canopies must have a fire extinguisher and anchors.

Help us help the children sign up to be a PCCC Car Show Sponsor For Only \$50 for more information, Contact any PCCC Club Member or email Pat Smith at [psmith036@nc.rr.com](mailto:psmith036@nc.rr.com)

## David Smith's Technical Corner

Let's talk carpet, no not 588 2300 Empire, but car carpet and a few tricks that I have learned over the years. First and foremost ALWAYS buy the molded carpet not universal you will be happier in the end.

When you receive your carpet leave it in the box until you are ready to pull the old carpet out and put the new in. When you are ready to install your carpet try to do it on a warm and sunny day, unbox the carpet and lay it out in the sun and make sure you push in all the molded areas. Laying it in the sun for at least 4 hours pretty much makes the carpet more pliable and takes most of the creases out of the boxed product.

Next remove your seats, seat belts, console, and any other things (even the shifter) that will prevent the carpet from lying flat. Now is a good time to inspect your floors and insulation. If any repairs are needed at all this is a great opportunity to get r done. Once all the needed repairs or new insulation is done you're ready for the next steps.





You want to make sure that all the threaded holes in your floor are ready for the bolts to go back in. I always rethread all the bolt holes and the bolts then I install them where they are supposed to go (again even the shifter) leaving the head at least 1½ inches high from the floor. Now you are ready to put the carpet on the floor. Lay the carpet with the back first. Push the carpet just over the seat platform so that the foot well (which now should be very pronounced) sets in front of the seat riser flat. Push all extra up the sides of the car, **DO NOT TRIM YET**. Move to the front piece. Make sure you remove the carpet guard on the firewall with two screws and push the front carpet all the way to about a ½ inch below the screw holes, slide it under the heater vent at the tunnel. Flatten out all the low and high spots around tunnel. If you have an automatic with a shift cable let the cable lay flat under the carpet. Again put access to sides and do not trim yet.

### *David Smith's Technical Corner*

*If at all possible let it sit overnight, if not start at the rear again and find the bolts you left in the previous steps. Take a hole punch and line it up on the top of the bolt, hit with a hammer and you should now have a hole the size of the threaded part of the bolt. Reach under the carpet and remove the bolt; put a washer on the bolt and reinsert it and hand tighten. Repeat on all the bolts remaining. This saves a whole lot of time and there is absolutely no guessing as to where the holes are located along with the knowledge that your carpet will not show any extra cut off around the bolts.*

*If you have a console shifter all you need to cut out is a 6 inch slit from the hole where the cable comes through the floor until the cable is completely free of the carpet. The console mounting bolts and shifter bolts are already cut out so the shifter bolts right back down on top of the carpet.*



*Now the carpet is in place and you can start the trimming off the sides. Keep in mind that you do not want to cut too short around the kick panels leave enough to go behind the kick panels and under the sill plates.*

*I hope this makes your decision to install carpet yourself and save some money and have the satisfaction of a DIY job done well.*



## PCCC PARTS & SWAP

Contact club members for more details

Small Block Quadrajlet manifold [\$40]; ; Edelbrock 750 Performer Carb - may need rebuild [\$60];  
**Ray Bader @ 919-387-0479**

283 cu in engine, block casting 3896948 (1967 283 195 HP 2 bolt main) 2barrel carb has stamping: T0329GA [\$300] 1966 Chevelle rear bumper excellent (new) condition (reproduction) [\$100 or BO]  
**Ted Korab @ 973-420-2804 or 919-616-0427**

A/R Torque Thrust Wheels, 17X8, 5 lug 4.75 (GM) bolt pattern, Standard offset, 4.50" back spacing. Perfect condition. [\$400 all four] **Dave Peedin 919-612-6998**

The SS package was first made available for the **1961 Impala**. The SS "kit" (known as a sport and appearance package) was offered on any Impala in 1961 for just \$53.80. The package included Super Sport trim for both the interior and exterior, chassis reinforcements, stronger springs and shocks, power brakes, spinner wheel covers, and narrow-band whitewall tires. The car's dashboard received a Corvette style passenger hand bar and a steering column mounted 7000-rpm tachometer. Chevrolet built 491,000 Impalas that year and 453 had the SS package, of which 311 received the 348 cid and 142 received the 409 cid. Since 1994, the SS package has been used on a variety of GM vehicles, including pickup trucks, four-door sedans, and front wheel drive cars.

Both historically and today, the Super Sport package has typically included high-performance tires, heavy-duty suspension, and increased power, along with a variety of other performance and appearance upgrades.

### Past SS Models:

Chevrolet Caprice: 2000s  
Chevrolet Cobalt: 2005–2007  
Chevrolet HHR: 2008–2010  
Chevrolet Impala 1961–1969, 1994–1996, 2004–2009  
Chevrolet Malibu 2006–2007  
Chevrolet Chevelle 1964–1973  
Chevrolet Camaro 1967–1972, 1996–2002  
Chevrolet El Camino 1968–1987  
Chevrolet Chevy II Nova 1963–1968  
Chevrolet Nova 1969–1976  
Chevrolet Monte Carlo 1970–1971, 1983–1988, 2000–2007

### Current SS Models:

Chevrolet Camaro  
Chevrolet SS



*Super Sport*



*Classic Car Trivia*

**The 1970 Chevelle was built in numerous assembly plants.**

**Name them.**

*Trivia answer will appear in The June 2017 Edition*



*Trivia from the April 2017 Edition*

*Out and About with PCCC*



Photos By  
Jeff Hopp

