


THE
BOWTIE BULLETIN
OFFICIAL
NEWSLETTER



MAY 2023 EDITION



May 20, 2023
Mid-Way Baptist Church
RALEIGH, NC

CONTENTS

Message from Our PCCC Vice President
Club Info, News and Social Events
Welcome New Members
Member Birthdays
Club Cruise Outings
Feature Articles
PCCC Parts & Swap
Classic Car Trivia
Out & About Photography



Paul & Mindy Strohmeier's Classic Buick Skylarks

I am writing this before-during and after the GoodGuys show.

Special Message from Chris Peedin

It is (was) that time of year again--Spring?? Pollen?? Rain??

NOOOOO GoodGuys!! The beginning of April--I start checking the extended weather forecast for the time GG will be in Raleigh. The closer the time gets I checked every day, then the last week, I checked the hourly forecast. As you know this time of year the weather can be iffy and you don't want it to rain during this event. Well, we weren't so lucky, it rained and thundered big time on Saturday. So much so they opened the Dorton Arena to other cars so they wouldn't have to have their beautiful classic car out in the pouring down rain--and I mean we got ALOT of rain. But Sunday you could not ask for any better weather, the sun was bright as it could be and the crowds showed up in full force. Perfect way to end the GG show in Raleigh.

Now to back up a couple of days. Thursday several of us worked the registration table in the Jim Graham building, I think this day went nice and smooth. Especially since the excitement of GG being here woke me up at 5:30 which is wwwwaaayyyy too early for me to be getting up but I did and enjoyed the first day of GG!!

Friday was a perfect day. It is so exciting to see all of the different classics come rolling in, most of them you hear before you see them!! Saturday as I mentioned above was a washout so most of us spent the day in the Jim Graham building doing what we do best, socializing. We had a great day meeting new people and chatting with several others, I do know for a fact that Robert Clark had a great day!! He sold a car. I heard of a story where a trash can just jumped out in front of someone and there was ALOT of noise from the crash!! Hope all were OK.. Saturday night Carol Keith had dinner lined up, courtesy of PCCC at Rudino's on Edwards Mill Rd. It seemed to be a perfect location for all of us with salad and various kinds of pizza. I think everyone enjoyed their meal!! I'm guessing around 35 people showed up. Thanks so much Carol for setting this up and also a big thanks to Dave Smith for the use of his PCCC card, haha!!

Sunday our last day to enjoy GG. One of our PCCC members won the Awesome Olds award and had most of the club there to cheer them on, congratulations to Ron and Elke!! Well deserved!! Last but not least, Sunday was Ray's birthday, what a way to spend your special day at GoodGuys!!! Thanks Ray for organizing the sign-up genius for everyone and being our Uber!! Just a phone call away!! Ray I hope you enjoyed your birthday weekend!!

If you weren't able to go to GoodGuys show, you really missed a very fun and exciting event, hope you will volunteer to join us next year. By working thru our club you will be able to get in free for the whole weekend and have fun at the same time!!

Take Care, Chris (PCCC VP)

CLUB INFO

2023—2024 Club Officers

President - *David Smith*
dmsmith57@outlook.com

Vice President - *Chris Peedin*
crystalclean67@aol.com

Secretary - *Jane Overman*
medassist61@yahoo.com

Treasurer - *Tom Doherty*
tdoherty@mpcllp.com

Send your PCCC Dues payment to:

Tom Doherty
4008 Ridgebrook Bluffs; Raleigh, NC 27603
Make check out to PCCC
Annual dues are \$40

PCCC Monthly Meetings are at **Carolina BBQ** located at **733 US-70 Garner 27529**.
Meetings are going to be **every 4th Monday at 7PM** (6PM if you plan to eat)

PCCC APPAREL

Standard Club Shirt [\$10] Long Sleeve [\$15]

Polo Shirts [\$26]

Pink Ladies V-Neck [\$10]

Sport Tee's (Dri-Fit) Short Sleeve [\$14]; Long Sleeve [\$19]

Hats (All Styles) [\$18]

Ladies Jacket "Clique" (Blue Only) [\$56]

Ladies Jacket "Port Auth" (Blue or Black) [\$56]

Men's Jacket Traditional (Blue Only) [\$65]

Men's Jacket Hard Shell (Black Only) [\$70]

Magnetic Engraved Name Badges [\$12]



Contact *Larry Lewis* @ 919.215.3946 or
rclarry@aol.com
for complete ordering details and prices

Welcome New Members

*Matthew & Amelia Krysinski
Cary, NC*

*Pat & Katie Gaglione
Chapel Hill, NC*

*WELCOME BACK
Rick & Gale Howard
Clayton, NC*

Getting To Know PCCC Members

Last year, we started a series for members in the club to submit photos of themselves from the past, "**Guess Who Feature.**" If any of you are interested, send me a photo from your past. I will post it in the newsletter for PCCC members to guess who you might be.

After you send me a photo from your past, you would then need to send me a story about you, to describe where you grew up, what schools, or college you may have attended, what your career was (or still is about) and something interesting about your car hobby. So, if you may find this to be an interesting feature, send me a photo of yourself when you were younger and along with a current photo of yourself. Send your story after.

The newsletter that will follow will then reveal who you are and your story posted. Look for this feature during the course of the year.

To submit photos and your story, send me an email at jhopp55@att.net

Who Could This Be?





SHOWTIME! Submitted By Tom Doherty



Well, everyone, THE day is fast-approaching! On Saturday, May 20th, a great many of us will be getting up before the sun to descend upon Midway Baptist Church on Hwy 401 and help put on PCCC's annual car show. Dozens & dozens of our members are needed on this day to pull off what is traditionally the largest local show around, and we know that dozens more not on hand will be with us in spirit.

We've got food. We've got music. We've got a great venue, tons of giveaway prizes, cool trophies, and a large turnout of club cars, registrants, and spectators. It's a pretty great day for everyone.

But only WE know the behind-the-scenes stresses and chaos of planning, organizing, paying for, and staffing an event like ours. Have we found enough sponsors? How will the food go over? The pictures? The plaques? How many cars do we have? Can we stay on schedule? What's the weather forecast? Is everyone having a good time? **Gosh...are we doing it all right?**

Whether this is your first or your 33rd PCCC car show, you know the day will be filled with twists and turns, observations and adaptations, and lessons learned for next year. That's all part of the fun of it. And we get to go through it as a group, often working next to – and getting know – other members that we don't see as often as we should. Hopefully, the weather will be perfect, and the church parking lot will be filled with cars and spectators, and our food vendors will do well. Most importantly, though, we'll do our best to raise a bunch of money and make a significant contribution to Hilltop Home to help disabled children who can't help themselves. That much is a certainty.

So, when the day is over, your feet or your back may hurt a little bit, you may have picked up a little accidental sunburn, or you may just be flat worn-out. That's OK; when you finally get home and hit your easy chair, there should be smile on your face because...yeah, we HAVE done it all right.

See you soon,

Tom Doherty, PCCC Treasurer

For Our Carshow—Pat Smith & Jim Ashley

Sponsors are needed for the PCCC show on May 20th. Sponsorship starts at \$50. Private members can be a sponsor as well. \$100 sponsorship qualifies the donor for a plaque. We also need door prizes and Dave Smith is in charge of handling the door prizes for the show. Wash buckets, tool kits, gift cards, anything like that will be great for prizes. Please be aware that with new date and new location we don't know and cannot anticipate what level of participation we will have from the public so we need all the sponsors we can get.

Progressing with trophies with a new trophy provider. Please continue to get sponsorships and donations.

May PCCC Members Birthdays

*JoAnn Hopp
Jeff Hopp
Cheryl McCarty
Johnny Bagwell
Jimmy Grady
Susan Shelton*

*Kitty Hurst
Joe Pretoroti
Doug Parks
Tracy Morin
Kevin MacAllister
Alan Decrane*

Our 33rd Annual Made in the USA Carshow

PIEDMONT CLASSIC CHEVY CLUB

33RD Made In The USA CAR SHOW

May 20, 2023

Sponsored by:



Spectators Are Free



SHOW OPEN TO ALL AMERICAN MAKES OR AMERICAN POWERED 1998 and OLDER ONLY

SHOW PROCEEDS: Raleigh's Hilltop Home for Children

Photo Plaques to first 150 Entries - Door Prizes - Music - 50/50 - Food

Registration: 8 am to 12 noon or until full \$20 (No pre -registration - no rain date)

Awards presented by 3 pm

Professional Touch Painting

Best Of Show

Best Chevy 1969 and Older
Best Chevy 1970-1998
Best Other GM Entries
Best Ford/Mercury
Best Mopar

"Best of " Awards

Capital Chevrolet Pick of Show

Best Other US Make
Best Street Rod
Best Truck
Best Paint
Best Club Participation

PCCC Presidents Pick of Show

Best Engine
Best Interior
Best Rat Rod
Best Special Interest
Pink Ladies Pick of Show

Location: Mid-Way Baptist Church Raleigh, NC 6910 Fayetteville Rd Raleigh NC 27603
pedmontccc.org Or visit our Facebook fan page at <https://www.facebook.com/piedmontccc>

Help us help the children sign up to be a PCCC Car Show Sponsor for more information,
SEE REVERSE SIDE FOR DETAILS ON BEING A SHOW SPONSOR

(Sorry no vehicles displayed newer than 1998)

No Pets, No Alcohol, No Loud Music,
No Glass Containers, No BurnOuts, No Firearms
Please follow Current COVID 19 Protocols

Vance County Tourism
252-438-2222
vctourism@vancecounty.org
www.kerrlake-nc.com

October 20-21, 2023
HISTORIC DOWNTOWN HENDERSON, NC

Moto's Grill

Join us the First Saturday
each month for a Cruise in for
Cars Friends and Music.

2468 Timber Dr,
Garner, NC 27529
919-662-1115

Planned PCCC Cruise Outings



[Hot Nights/Hot Cars](#) - Pilot Mountain, NC. First Saturday of each month beginning May through Oct. (June 3)

[Mayberry Cool Cars & Rods](#) - Downtown Mt Airy, NC, 3rd Sunday of each month beginning May through September

[Star City Motor Madness](#) - Downtown Roanoke, Va. June 23-24. Return via Blue Ridge Parkway / lunch stop at Mabry Mill Restaurant at Meadows of Dan.

[The OBX Rod and Custom Show](#) May 5-6-7 in Kill Devil Hills , NC

[Camaro & Firebird F-body Show in the Valley](#) - June 15th - 17th Maggie Valley Festival Grounds Maggie Valley, NC

[Cruising the Smokies Fall Show](#) - October - Cherokee, NC details to follow as schedule gets completed



Classic Car Trivia - History of Automobile Painting



In the early 20th century, modern auto paints were simply not available. True vehicle-related coating began about 1900 and its coming of age occurred in 1910, a few years after Henry Ford founded the Ford Motor Company. Ford used the process from the horse and buggy days. The paint used in those times were natural-based such as linseed oil and natural pigments.

People hand painted their cars using brushes and paint that they could purchase at their local stores. Because the paint faded and flaked away very quickly, many people would repaint their cars every year. Around 1900, automakers used the same varnishes that were used for carriages. Applying paint could take as long as 40 days for each vehicle, and after it dried, it had to be sanded and polished.



In the 1920s, Ford Motor Company started using paints made from nitrocellulose lacquers on automotive assembly lines. These paints had a substantially shorter drying time than the older varnishes. 1924 was a big year for both paint advancements and chrome plating. During that year, paint spray guns made their splash into the world of auto painting, making their appearance on assembly lines.

In the 1930s, automakers started using paints called stoving enamels. These paints provided glossier shines and much faster drying times. In the world of chrome, Dr. William Peacock developed a silvering spray in order to silver mirrors. At the time, mirrors were very expensive because they had to be individually made by master craftsmen. With the silvering spray in 1932, Dr. Peacock's discovery allowed thousands of mirrors to be manufactured every day, greatly decreasing the price of mirrors and making them widely available.



In 1955, General Motors started painting its cars with a new acrylic that required the cars to be baked after the acrylic was applied. This process gave the cars a consistent finish, but the finish wasn't as glossy as that provided by stoving enamels. In 1960, Ford Motor Co. began using acrylic stoving enamels, which provided the tough finish with more shine.

In the late 1980s, car manufacturers began using urethane and polyurethane paints on their vehicles. After the application, clear coats were then applied. This resulted in durable and highly glossy finishes.

The technology of automotive painting continues to evolve. Some car makers now use a process called electrocoating, which involves submerging vehicles in a primer bath and using electric currents to bind the coating to the metal. Using spray chrome has also advanced significantly, achieving the same feel and look that is provided by chrome plating but at a fraction of the expense.



Contact Jeff Hopp to submit an
items for sale (NO PHOTOS)
or change or delete existing ads at
jhopp55@att.net
Contact PCCC member for details

Parts For Sale

14x 8 aluminum slot wheels with 3" backspacing. Unilug, will fit Mopar, Ford, Chevy. Lug nuts and spacers go with them, great condition. [**\$100 for the pair**]
Contact [Don Torockio](#) @ Home 919-557-0526 or Cell 412 445-0969

1957 Chevrolet BelAir—355ci, 4 sp, AC, PS, disc brakes, rack & pinion, bucket seats. [**\$65000**].
Contact [Bill Mitchell](#) @ 919.612.5879

Parts for 1968 Camaro—New right stuff big brake 4 wheel disc brake conversion signature series cost new \$2300, on back order sell for [**\$1800**];
New fuel tank, fuller neck, hose, neck protector, sleeve, retainer, strap bolts, sending unit. [**\$425**];
Fuel tank straps [**\$100**].
Contact [Ken Hunter](#) @ 919.818.6881

Brand new complete antenna assembly for a 1955 Chevrolet (still in the package) [**\$80**] Contact [Tony Sica](#) @ 516.443.5479

Items for 1970 Chevelle

1970-72 Chevelle Original Dash Pad (needs repair) [**\$75**];
1970 Chevelle tail light lenses [**\$40 for both**];
68-72 Chevelle Fuel Tank Door/License Plate Mount [**\$10**];
Original 1970 Chevelle Grill with Stainless Trim [**\$75**];
"350" emblems (R&L) for 70 Chevelle [**\$40**];
Trunk Emblem for 70 Chevelle [**\$30**];
Grill Emblem for 70 Chevelle [**\$15**];
Steel ramps [**\$30**];
Contact [Jeff Hopp](#) @ 919-665-9318

Complete 1957 Chevrolet rear end housing third member axles and brakes ready to install.

3:36 open , not Posi traction.
Casting #3276899 was used in '57 to '64 passenger cars without posi traction.
[**\$550**] delivered, [**\$500**] you pick up
Contact [Dan Glover](#) @ 919-656-0053

Contact Jeff Hopp to submit an
items for sale (**NO PHOTOS**)
or change or delete existing ads at
jhopp55@att.net
Contact PCCC member for details

Parts For Sale

Fuel Tank for 1st Gen Camaro (painted black.
New sending unit already installed. [**\$100**]
Car Cover, designed for street rods.
Good shape, no holes [**\$50**]
Contact [Dave Peedin @ 919.612.6998](mailto:Dave.Peedin@919.612.6998)

1986 Buick Riviera Less than 18K miles, Auto,
3.8l engine, Air, PB, PS, AM/FM cassette
[**\$22500**] Contact [Jane LaRue @ 919.696.2527](mailto:Jane.LaRue@919.696.2527)

Original 1956 A arms and center shaft with all
new bushings that have been professionally
sandblasted and painted silver.
[**\$125**] for the set]
Contact [Rick Mangrum @ 919.255.8663](mailto:Rick.Mangrum@919.255.8663)

1936 Ford parts; 1973 Chevy truck parts;
1986 Corvette parts; 350 turbo Hydramatic trans
great condition [**\$500**];
Complete car exhaust extraction vacuum system
from a commercial garage installed for over
[**\$10,000**] asking [**\$1200**]
Contact [Tim Howard @ 919.880.6673](mailto:Tim.Howard@919.880.6673)

Rear End for 1955-1964 GM, 3.73 ratio [**\$350**]
Electric Wiper Motor for 1956-57 Chevy [**\$100**]
Contact [Bill Mitchell @ 919.772.3939](mailto:Bill.Mitchell@919.772.3939)

1967 Camaro Upper and Lower Control Arms
(Needs new ball joints) [**\$150 all 4**]
1967 Camaro Complete front drum brake setup
(L&R) [**\$150**]
1967 Chevy Stepside—Chrome Tailgate Cap .
Brand new [**\$25**]
Call or text [Paul Bromberg @ 845.798.9695](mailto:Paul.Bromberg@845.798.9695)



4-Keystone classic mag wheels with tires (less than
2 yrs old). Mags are US made, over 30 yrs old,
excellent condition, 15 in [**\$1100 obo**];
4-cragar true spoke mag wheels with older tires
[**\$800 obo**].
Call or text [Jeff Grabowski @ 281.814.8994](mailto:Jeff.Grabowski@281.814.8994)

1st gen Camaro Parts; Cowl hood, trunk lid,
4 core radiator, S/B Trance, Cross member,
Sub frame, Sway bar, 4-8/15 Corvette BF
Goodrich P255/60 R15
Contact [Bob Simpson @ 919.745.0996](mailto:Bob.Simpson@919.745.0996)

(4) 14 inch original wheels and tires off of
1951 Chevy. [**\$100**]
Contact [Scott Rose @ 919.768.2067](mailto:Scott.Rose@919.768.2067)

Stock Hood for 1970 Camaro [**\$50**]
Contact [Dan Stalfire @ 214.629.0980](mailto:Dan.Stalfire@214.629.0980)

PCCC at 2023 GoodGuys



Photos By
Chris Peedin
Jeff Hopp

Out & About Photography with PCCC



Photos By
Ron Watkins & Jeff Hopp