

THE  
BOWTIE BULLETIN  
OFFICIAL  
NEWSLETTER



SEPTEMBER 2023 EDITION



CONTENTS

*Message from Our PCCC Vice President  
Club Info, News and Social Events  
Member Birthdays  
Club Cruise Outings  
David Smith's Tech Tidbit  
Feature Articles  
PCCC Parts & Swap  
Classic Car Trivia  
Out & About Photography*



*Dave & Chris Peedin's 1956 Chevy Sedan Delivery*

*Special Greeting By Chris Peedin*

As y'all know, it has been HOTTER than HOT!! David and I haven't participated in very many cruise-ins or carshows lately like we usually do. I'm sure we all will enjoy the weather when it is just a little bit cooler and definitely less humid!

On Sunday July 23rd, about 10 PCCC cars spent a couple of hours at Overture Senior Center for the residents to look at and bring back memories to them. They were so sweet and brought us water and a couple of trays of cheese-crackers and pepperoni for us to snack on.

Friday August 18th about 20 PCCC cars were finally able to go to the YMCA from 2-4. The little ones chose which car they liked by the color. I'm sure most of them have never seen any of these cars before but they acted like they enjoyed it. Oh, the other 2 times we planned on going there, it rained but it finally worked out.

Thursday August 24th, several PCCC members drove out to Amberly Residence Club in Cary for an Alan DeCrane "project." I know Alan worked very hard on this and it mostly went the way he had it planned. Thank goodness for a nice breeze, but we all enjoyed socializing.

As you can see we do 'show and tell' just about any day of the week.

Last but not least, David and I are new grandparents again, this time to a baby girl. She was 10 pounds 2oz and doing very well. Sleeping at least 3 hours at a time.

This is it for now. I hope everyone enjoys the rest of their summer/year, it will be gone before we know it.

Take care, Chris

## CLUB INFO

### 2023—2024 Club Officers

President - *David Smith*  
dmsmith57@outlook.com

Vice President - *Chris Peedin*  
crystalclean67@aol.com

Secretary - *Jane Overman*  
medassist61@yahoo.com

Treasurer - *Tom Doherty*  
tdoherty@mpcllp.com

Send your PCCC Dues payment to:

*Tom Doherty*  
4008 Ridgebrook Bluffs; Raleigh, NC 27603  
Make check out to PCCC  
**Annual dues are \$40**

PCCC Monthly Meetings are at **Carolina BBQ** located at **733 US-70 Garner 27529**.  
Meetings are going to be **every 4th Monday at 7PM** (530PM if you plan to eat)

## PCCC APPAREL

Standard Club Shirt [\$10] Long Sleeve [\$15]

Polo Shirts [\$26]

Pink Ladies V-Neck [\$10]

Sport Tee's (Dri-Fit) Short Sleeve [\$14]; Long Sleeve [\$19]

Hats (All Styles) [\$18]

Ladies Jacket "Clique" (Blue Only) [\$56]

Ladies Jacket "Port Auth" (Blue or Black) [\$56]

Men's Jacket Traditional (Blue Only) [\$65]

Men's Jacket Hard Shell (Black Only) [\$70]

Magnetic Engraved Name Badges [\$12]






Contact *Larry Lewis* @ 919.215.3946 or  
[rclarry@aol.com](mailto:rclarry@aol.com)  
for complete ordering details and prices

## Planned PCCC Cruise Outings

[Hot Nights/Hot Cars](#) - Pilot Mountain, NC. First Saturday of each month through Oct.

[Mauberry Cool Cars & Rods](#) - Downtown Mt Airy, NC, 3rd Sunday of each month beginning May through September

[Cruising the Smokies Fall Show](#) - Cherokee, NC: Oct 12 (travel & check-in day) Oct 13 & 14 (event days), Oct 15 (travel home day) View [www.cherokeeodders.com](http://www.cherokeeodders.com) for event details.



### September PCCC Member Birthdays

<i>Bob Simpson</i>	<i>Chris Peedin</i>
<i>Donnie Harris</i>	<i>Nancy Kitchener</i>
<i>Dan Mangrum</i>	<i>Jim Ashley</i>
<i>Nan Mangrum</i>	<i>Don Torockio</i>
<i>Paul Strohmeier</i>	<i>Ralph DeMichele</i>
<i>Susan Kavalak</i>	<i>Linda DeMichele</i>
<i>Steve Fedewa</i>	

## Welcome New Members

*Ron & Eileen Fournier  
Wendell NC*

*Bobby & Tammy Haynes  
Raleigh, NC*

## Getting To Know PCCC Members

Last year, we started a series for members in the club to submit photos of themselves from the past, "**Guess Who Feature.**" If any of you are interested, send me a photo from your past. I will post it in the newsletter for PCCC members to guess who you might be.

After you send me a photo from your past, you would then need to send me a story about you, to describe where you grew up, what schools, or college you may have attended, what your career was (or still is about) and something interesting about your car hobby. So, if you may find this to be an interesting feature, send me a photo of yourself when you were younger and along with a current photo of yourself. Send your story after.

The newsletter that will follow will then reveal who you are and your story posted. Look for this feature during the course of the year.

To submit photos and your story, send me an email at [jhopp55@att.net](mailto:jhopp55@att.net)

*SEE PAGE 5 OF THIS ADDITION FOR A QUESTIONNAIRE*





## Questionnaire for Getting To Know PCCC Members

First send a photo of when you were young to appear in newsletter, then story after to be posted in following month newsletter for the big reveal.

(Provide as much or as little detail as you like)

Send to Jeff Hopp at [jhopp55@att.net](mailto:jhopp55@att.net)

Where were you born, where did you grow up?

Schools you attended? High School, College, Tech, Degree?


Your career (s):

Your first car, cars you have owned (details), special projects (past or ongoing):

Something about your family (husband, wife, kids, grandkids, pets):

Additional hobbies or interests:

## Meet PCCC Member Debra Archambault



I was born in Chicago, Illinois. We moved to the suburbs when I was 6 months old. I was the 5th child out of seven. My Mom was quiet. Needless to say, I take after my Dad. He was quick witted and a smart a\$\$.

I attended grammar school in Midlothian, Illinois and went to Bremen high school in Midlothian. I started working when I was 15. Believe it or not, I was shy. Working as a waitress really brings the shyness out of you. I had many jobs, my last job before I retired was at Midlothian Park District as an office manager.

My first car was a 1974 Ford Torino.

My family is a lot of fun to be around, they're funny and likes to have a good time. I have two children, Mark and Michelle. They are both married. Erin is my son's wife and Kevin is my daughter's husband. I couldn't have asked for two better people in my life. I have three granddaughters, Madeleine (15), Mireille (8) and Arden (6).

I just got married to Keith on July 29. I'm so excited to see what life has in store for us. I know it will be fun because we always have fun.

I love classic cars. My favorite is a 1967 Corvette. I love to go fishing and I love meeting and hanging around people. I think of myself as a people person.

Debra Archambault

## David Smith's TECHNICAL TIDBITS

Well it has been a long HOT summer even for NC. This technical tip is not really a tech tip at all just a checklist for "Road Trip Essentials for the Trunk." I think all of us at one time or the other started out on a road trip or just a longer than normal cruise and realized that we were in the need of perhaps one or two of these items.

**Extra coolant** can be bought premixed and will come in real handy if you overheat even just a little. (It is a whole lot cheaper at the auto parts store as opposed to a service station in BFE).



**A quart or two of oil.** Also in the same category a quart of transmission oil would not hurt. (it can also be used for power steering).

**A roll of duct tape.** I know HUH? I have used duct tape to patch a lot of things on the road (driving trucks for 40 years I have seen it all). Hoses, radiators power steering lines and even an exhaust that broke 4 inches in front of the muffler, held it up for over 100 miles.



**A bottle or scissors jack.** Which one of us really trusts that factory jack that is sitting in your trunk. I did not trust them when they were new.



**A small assortment of tools,** a couple of screwdrivers a small wrench and socket sets a razor knife vise grips pliers and electrical tape.

And last but not least a **cell phone** to call for help when you really need it. Everything listed I have fit into a small plastic milk crate that fits in a small area of your trunk. Lining it with an old towel will insure to keep your trunk dry in case of a leak. These are just suggestions you can make a road trip goody box of whatever you want.



*Keep The Shiny Side Up and the Greasy Side Down*

## Classic Car Trivia - Chevrolet Corvair

The Corvair was powered by an air-cooled horizontal six-cylinder engine made almost entirely out of aluminum. The engine was mounted in the rear of the car, driving the rear wheels through a compact automatic transaxle. Suspension was independent at all four wheels. There was no conventional frame; it was the first Unibody built by Fisher Body.

The 1960 Corvair was offered as a 2 door coupe & 4 door sedan in 2 trim levels. During the spring of 1960 a "sporty" Monza model was offered with full vinyl interior, bucket seats & full wheel covers.



For 1961 Chevrolet added a 4 door station wagon, a window van (the Greenbrier), a panel van (Corvair 95), and a pickup (the Rampside) that had a side panel (ramp) that hinged down to the road. All vehicles had the rear air cooled engines.



1962 saw major additions including: a convertible and the turbocharger option package. The option turbo included many changes - a few of those were: larger connecting rods, larger oil cooler, turbo & carb (horsepower increased from a max of 102hp to 150hp), chrome engine accents, special emblems, "Spyder" wheel cover inserts, special dash.

By 1963 the station wagon was gone. There were minor changes in trim and interior but for the most part the car was identical to the 1962.

1964 was to be the last year of the "early" style ("boxy style"). The Monza Spyder became an actual model instead of an option. Production decreased in 1964 as the Chevy II came out in 1962, the Chevelle in 1964 and the Ford Mustang in 1964, but also - this was the 5th year of a car that looked basically unchanged since its introduction.



1965 was the first year of the "late style" - the "more modern style", that even today does not seem as "dated" as many cars from the mid '60s. There were numerous changes other than the obvious styling change.

1966 was the last year for the turbo and Corsa model-the Greenbrier was discontinued.

1967 - the Corsa was gone. This was the first year of the "skinny seats" and the last year for the 4 door. Chevy had "given up" on the Corvair, they now had their Camaro to fight the Mustang. There would be very little effort put into advertising.



In 1968, the four-door hardtop was discontinued, leaving three models - the 500 and Monza Hardtop Coupes and the Monza Convertible. Air conditioning was also dropped as an option.

The final 1969 model-year Corvairs were assembled with the Nova in Willow Run, Michigan, the same facility Corvairs had been built from the beginning.

Safety issues and especially handling problems dogged the reputation of the early Corvairs. A rigid steering column could impale drivers. Another problem was with the Corvair was its suspension, which made drivers oversteer and lose control of the vehicle. The hood hinges were so weak that it could detach during a car accident and become a dangerous projectile. The Corvair relied on an unusually high front to rear pressure differential (15psi front, 26psi rear, when cold; 18 psi and 30psi hot), and if one inflated the tires equally, as was standard practice for all other cars at the time, the result was a dangerous oversteer.



Contact Jeff Hopp to submit an  
items for sale (NO PHOTOS)  
or change or delete existing ads at  
[jhopp55@att.net](mailto:jhopp55@att.net)  
Contact PCCC member for details

## Parts For Sale

Brand new complete antenna assembly  
for a 1955 Chevrolet (still in the package)  
[\$80] Contact [Tony Sica](mailto:Tony Sica) @ 516.443.5479

(4) 14 inch original wheels and tires off of  
1951 Chevy. [\$100]  
Contact [Scott Rose](mailto:Scott Rose) @ 919.768.2067

14x 8 aluminum slot wheels with 3" backspacing. Unilug, will fit  
Mopar, Ford, Chevy. Lug nuts and spacers go with them, great  
condition. [\$100 for the pair]  
Contact [Don Torockio](mailto:Don Torockio) @ Home 919-557-0526  
or Cell 412 445-0969

### Items for 1970 Chevelle

1970-72 Chevelle Original Dash Pad (needs repair) [\$75];  
1970 Chevelle tail light lenses [\$40 for both];  
68-72 Chevelle Fuel Tank Door/License Plate Mount [\$10];  
Original 1970 Chevelle Grill with Stainless Trim [\$75];  
"350" emblems (R&L) for 70 Chevelle [\$40];  
Trunk Emblem for 70 Chevelle [\$30];  
Grill Emblem for 70 Chevelle [\$15]  
Contact [Jeff Hopp](mailto:Jeff Hopp) @ 919-665-9318

### Complete 1957 Chevrolet rear end housing third member axles and brakes ready to install.

3:36 open , not Posi traction.  
Casting #3276899 was used in '57 to '64  
passenger cars without posi traction.  
[\$550] delivered, [\$500] you pick up  
Contact [Dan Glover](mailto:Dan Glover) @ 919-656-0053

Parts for 1968 Camaro—New right stuff big  
brake 4 wheel disc brake conversion signature  
series cost new \$2300, on back order sell for  
[\$1800];  
New fuel tank, fuller neck, hose, neck protector,  
sleeve, retainer, strap bolts, sending unit. [\$425];  
Fuel tank straps [\$100].  
Contact [Ken Hunter](mailto:Ken Hunter) @ 919.818.6881

Contact Jeff Hopp to submit an items for sale (**NO PHOTOS**) or change or delete existing ads at [jhopp55@att.net](mailto:jhopp55@att.net)  
Contact PCCC member for details

## Parts For Sale

1967 Camaro Upper and Lower Control Arms (Needs new ball joints) [**\$150 all 4**]  
1967 Camaro Complete front drum brake setup (L&R) [**\$150**]  
1967 Chevy Stepside—Chrome Tailgate Cap . Brand new [**\$25**]  
Call or text [Paul Bromberg @ 845.798.9695](tel:845.798.9695)

Original 1956 A arms and center shaft with all new bushings that have been professionally sandblasted and painted silver.  
[**\$125**] for the set]  
Contact [Rick Mangrum @ 919.255.8663](tel:919.255.8663)

4-Keystone classic mag wheels with tires (less than 2 yrs old). Mags are US made, over 30 yrs old, excellent condition, 15 in [**\$1100 obo**];  
4-cragar true spoke mag wheels with older tires [**\$800 obo**].  
Call or text [Jeff Grabowski @ 281.814.8994](tel:281.814.8994)

1936 Ford parts; 1973 Chevy truck parts; 1986 Corvette parts; 350 turbo Hydramatic trans great condition [**\$500**];  
Complete car exhaust extraction vacuum system from a commercial garage installed for over [**\$10,000**] asking [**\$1200**]  
Contact [Tim Howard @ 919.880.6673](tel:919.880.6673)



1st gen Camaro Parts; Cowl hood, trunk lid, 4 core radiator, S/B Trance, Cross member, Sub frame, Sway bar, 4-8/15 Corvette BF Goodrich P255/60 R15  
Contact [Bob Simpson @ 919.745.0996](tel:919.745.0996)

Rear End for 1955-1964 GM, 3.73 ratio [**\$350**]  
Electric Wiper Motor for 1956-57 Chevy [**\$100**]  
Contact [Bill Mitchell @ 919.772.3939](tel:919.772.3939)

Fuel Tank for 1st Gen Camaro (painted black)  
New sending unit already installed. [**\$100**]  
Contact [Dave Peedin @ 919.612.6998](tel:919.612.6998)


Stock Hood for 1970 Camaro [**\$50**]  
Contact [Dan Stalfire @ 214.629.0980](tel:214.629.0980)

Amberly Cruise In — Sponsored by Member Alan DeCrane



Photos By, Jeff Hopp

Out & About with PCCC Photography



**PHOTOS BY**

RAY BADER  
DEBBIE ARCHAMBAULT  
JEFF HOPP  
CHRIS PEEDIN  
DAVID MATTHEWS  
TED KORAB

