


THE
BOWTIE BULLETIN
OFFICIAL
NEWSLETTER

FEBRUARY 2024 EDITION



Contents In This Edition

Message from Our PCCC Secretary
Club Info, News and Social Events
Member Birthdays
Club Cruise Outings
Feature Articles
The Tech Page
PCCC Parts & Swap
Out and About Photography



Johnny & Betty Bagwell's 1965 Impala Super Sport

Special Greeting By Jane Overman

Hello my PCCC friends! Hope you all are having a happy, healthy New Year. I am hoping the coldness of our winter is almost over and we can begin to think about spring on the horizon. Many activities will begin again.

Preparations for the Good Guys show in April as well as our own car show in May are already beginning. Those of you who garden are thinking about what you will be planting soon and flowers will begin to bloom with new life for the new season that is almost upon us.

I hope to see you all out and about at a cruise in's, car shows or even a gathering to eat soon. Take care and until next time. Safe travels!

Jane Overman

Secretary PCCC

CLUB INFO

2024 Club Officers

President - David Smith
dmsmith57@outlook.com

Vice President - Chris Peedin
crystalclean67@aol.com

Secretary - Jane Overman
medassist61@yahoo.com

Treasurer - Tom Doherty
tdoherty@mpcllp.com

Send your PCCC Dues payment to:

Tom Doherty
4008 Ridgebrook Bluffs;
Raleigh, NC 27603
Make check out to PCCC
Annual dues are \$40

PCCC Monthly Meetings are at Carolina BBQ located at 733 US-70 Garner 27529. Meetings are going to be every 4th Monday at 7PM (530 PM if you plan to eat)

PCCC APPAREL

Contact **Larry Lewis @ 919.215.3946** or **rclarry@aol.com** for complete ordering details and prices

- Standard Club Shirt [\$10] Long Sleeve [\$15]
- Polo Shirts [\$26]
- Pink Ladies V-Neck [\$10]
- Sport Tee's (Dri-Fit) Short Sleeve [\$14]; Long Sleeve [\$19]
- Hats (All Styles) [\$18]
- Ladies Jacket "Clique" (Blue Only) [\$56]
- Ladies Jacket "Port Auth" (Blue or Black) [\$56]
- Men's Jacket Traditional (Blue Only) [\$65]
- Men's Jacket Hard Shell (Black Only) [\$70]
- Magnetic Engraved Name Badges [\$12]



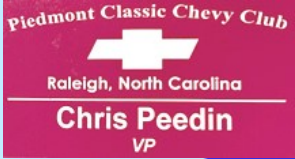
Standard Club T-Shirt with paid dues



Standard Name Badge



Pink Ladies V-Neck



Pink Ladies Name Badge



WHO DOES WHAT 2024

President

David Smith
919.518.3779
dmsmith57@outlook.com

Vice President

Club Correspondence

Chris Peedin
919.417.2939
crystalclean67@aol.com

Secretary

Jane Overman
919.730.7803
medassist61@yahoo.com

Treasurer

Member Directory

By-Laws Committee

Club Dues

Tom Doherty
919.327.2365
tdoherty@mpcllp.com

Carshow Chairman

David Smith
919.518.3779
dmsmith57@outlook.com

Club Newsletter

Carshow Photography

Jeff Hopp
919.665.9318
jhopp55@att.net

Club Email Distribution

Alan DeCrane
309.242.4156
bentone39@gmail.com

Club Sponsorship Sales

Pat Smith
919.961.6233
psmith036@nc.rr.com

Parade Coordinator

By-Laws Committee

Ray Bader
919.387.0479
raybader46@earthlink.net

New Member Welcome Committee

New Member Packages

Dave Peedin
919.612.6998
funtrk@hotmail.com

Club Social Coordinator

Cheryl McCarty
919.802.6674
clmccarty@aol.com

Carshows and Cruise-In Coordinator

David Matthews
919.381.0740
matthewsdavid1955@gmail.com

Club Historian

PCCC Webmaster

Les Shelton
919.912.1971
lpsiii1971@gmail.com

Facebook Administrators

Les Shelton
919.912.1971
lpsiii1971@gmail.com

Alan DeCrane

309.242.4156
bentone39@gmail.com

Club Apparel

Larry Lewis
919.215.3946
rclarry@aol.com

Club Travel Coordinator

Dave Peedin
919.612.6998 / 919.217.1014
funtrk@hotmail.com

Good Guys Carshow Coordinator

Ray Bader
919.387.0479
raybader46@earthlink.net

Upcoming Events

Mr. Ed Lucas (our primary contact who arranged for PCCC to hold our first show at Midway Baptist Church) was the key player in connecting us with Mr. Tim Michaels, President of The Capital Auto Group as our Primary Sponsor for Hilltop Home for Children. Tim, Ed, and many others in his dealership group have a profound love for classic cars just as we do.

Our key point in this arrangement is that Capitol Auto Group is comprised of over 30 multi brand dealerships and since PCCC is an "Open" club, we can support their events with our array of American Classics.

Great fit for us as well as C.A.G.

They have committed to donate \$5,000 to our charity. Therefore in return we need to support their shows as best we possibly can in 2024.

Piedmont Classic Chevy Club in return for their generosity, will be supporting many of C.A.G.'s events going forward. Future events for the Capital Auto Group will be coming in 2024 at various dealerships.

Dave Peedin
919.612.6998

The Outer Banks Rod And Custom Festival

Tim Martin has initiated a block of 16 rooms at See Sea Motel in Kill Devil Hills, NC. Several of our members have been in the past and had a GREAT time. Last year, OBX boasted of over 900 Classics, Trucks, Hot Rods, Rat Rods, Street Rods, Full Blown Customs, Custom Car Haulers, you name it, it was there. Show dates are Friday and Saturday May 3rd & 4th 2024. If you would like to join us, call the hotel or a booking agency and lock in your room. The deadline for booking is March 5th. Don't wait, as about 10 of those rooms have already been taken.

Note : some are going down on Thursday 2nd for a 3 night stay and travel home on Sunday 5th.

Note: when you call for reservations, be sure to tell the receptionist you are with the Piedmont Classic Chevy Club and ask them for our special rate.

Some others will stage a meeting place and travel down early Friday 3rd. It's an easy 3 hour ride straight down US Hwy 64 East all the way to Manteo, Kill Devil Hills, and Kitty Hawk. Do some research on the internet and check out all the nice restaurants and things to do while there.

I will send more detailed travel information out in the coming weeks.

For reservations, you can call the hotel at 252-489-1574 between 9:00 am & 6:00 pm or call 888-215-6768 for booking agency

Check out See Sea Hotel on the internet and also click on the link below for more information about this event.

SPECIAL NOTE: THERE ARE NO TROPHIES OR AWARDS HANDED OUT. THIS IS A FESTIVAL. Also, there are a number of cruise in spots to go to so you don't stay in one place all day.

If you have any questions, call Tim Martin at: 919-210-9688 or Dave Peedin at : 919-612-6998

<https://obxrodandcustomfestival.com/>

Welcome New Members

*Scott & Dianne Tosti
Garner, NC*

*Tom & Debbie Pruett
Durham, NC*

February PCCC Member Birthdays

*Beth Cooper
Darren Lloyd
Ken Hunter
Cyndi Torockio
Bruce Scamman
Ron Schwitz*

*Ron Watkins
Floyd Barnes
Dave Neumann
Brandon LeSech
Jo Lavergne Clark
Casey Matthews*



Photos by Ray Bader and Jeff Hopp

Bill Ricker's 1974 Chevy C10 Pickup 'Patches' Project

Bill decided that it was time for another project. Not knowing exactly what he might find, in late 2020 he heard about a 1974 Chevy C10 pickup for sale by the original owner in Fayetteville. He went to take a look and decided that this would be a great freshening up project as a daily driver.



Bill loaded the C10 onto a trailer and got it home. Once at home, he poured gas in the carb and drove it around the yard, and blew the master cylinder.

With the help of friends Rich, Jeff and his wife Sue, time to start going through the truck to see what it needed. Bill got it up on jack stands and started a list of what the project would need.



He first pulled the front and rear suspension. He cleaned everything up, new components, bushings, and restored with POR15. He also inspected and rebuilt the differential.

Next the bed was pulled off the frame. Everything on the frame was cleaned up and coated with POR15 from front to rear. New brake lines and fuel lines were installed, the brake system was completely rebuilt with all new parts. The chassis is now sitting on the ground with beefy tires and new Cragars.



Photos By Rich Cunnius, Jeff Hopp, Bill Ricker & Sue Ricker

Info dictated to Jeff Hopp by Bill Ricker


Bill Ricker's 1974 Chevy C10 Pickup 'Patches' Project

The 350 engine was pulled and sent out to be rebuilt and was detailed to look like new. The engine bay was completely restored to look like new, applying POR15 to most of the parts. Bill installed a new Holley 600 4bbl. The 350 turbo auto trans seemed to function well. The engine and trans was reinstalled back in the truck, of course a spin around the yard. It ran great. Also installed was a new radiator, all new hoses and belts.



Bill Ricker's 1974 Chevy C10 Pickup 'Patches' Project

With much of the mechanical issues repaired and replaced with new parts, Bill started on the interior and did a complete interior restoration, the bench seat had new foam installed and a new cover. All new upgraded deluxe door panels were installed as well as all new instrumentation. Sound deadening material and new carpet, new headliner was also installed. All new weather stripping installed as well polishing and restoration on all the glass panels.



Bill Ricker's 1974 Chevy C10 Pickup 'Patches' Project

On to the bodywork, areas of rust removed, metal grinded down and numerous patch panels applied in several areas. A new passenger side fender installed, a little difficulty aligning the fender and hood before it just looked perfect. Bill spent countless hours preparing and sanding the body before spraying with primer. More hours preparing the body for paint over several weeks. Bill decided to go with the original color of the truck from 1974, Crimson Red.



The grill was completely restored

Bill Ricker's 1974 Chevy C10 Pickup 'Patches' Project

The stock hood was modified where Bill fabricated two inverted scoops.



Every part was meticulously sanded, aligned where every gap is perfect throughout.



Bill Ricker's 1974 Chevy C10 Pickup
'Patches' Project



Bill is now wet sanding all body panels and buffing to perfect the finish as best as possible.

For future, Bill plans to install a new bedliner, polish all trim pieces and start final assembly. He's on the hunt for a new regular bumper for the rear.

Bill is planning to have his finished truck on the road soon and to show off his perfected restoration. He also plans to enter the truck at the 2024 Good Guys event, in the Home Built section.

Stay tuned for the final reveal once Bill completes the restoration.

A Basement Find - By, Dave Peedin

On December 15th 2023, I purchased a "Basement Find"
A 1973 Hurst Olds 442, 35,237 original miles from the original owner's wife. Owner passed away recently. The car is 100% intact with and in excellent condition. Has been in their basement for over 20 years just collecting dust.

Only 1097 Hurst Olds were built.
60% were White with Gold stripe package, gold wheel inserts and white interior.
40% (438) were Black with Black interior and black wheel inserts.
All had special Landau vinyl half roofs with "Opera Windows" in rear seat section.



Equipment

455 C.I. Rocket engine.
Turbo 400 Transmission.
Special Hurst graphics package.
Swivel Bucket seats.
Dual gate console shifter.
AM / FM 8 track tape deck.
Original Spare and wheel locks (never mounted).
Power windows, A/C.
Lap & Shoulder belts.
Front Power Disc Brakes (New for 1973).



All documentation and service records as well as manufacture warranty pamphlet and sales invoice & service manual.

Most interesting part: (all documented).
5 Complete Tune Ups.
4 Transmission Services.
29 oil, filter & lube change Records in the 35,000 miles driven.

It will come out to play as soon as I am satisfied it is in perfect road ready condition.



The Tech Page—Axle Terms

Axle Carrier: The differential and ring and pinion gears are mounted on the axle carrier, the center section of the axle housing.

Axle Gear Ratio: Ratio: Ratio between the number of teeth on the ring gear and number of teeth on the pinion gear.

Axle Housing: Support member of the axle which sustains the weight of the vehicle and houses the axle carrier assembly.

Backlash: Designed clearance between mating components in the drive line, gear sets, spline couplings.

Case Assembly: Differential housing, usually consisting of the two case halves, containing the differential assembly.

Case Bearing: Bearings that mount to the hubs on the differential support case.

Clutch Pack Differential: Limited slip differential which uses friction clutch plates and / or springs to partially reduce wheel spin.

Differential: Axle gear assembly which allows one axle shaft and wheel to turn slower or faster than the other when negotiating a turn.

Differentiation: Different rate of speed between two wheels of an axle when making a turn or over uneven surfaces.

Driven Clutch: member that is used to provide torque to another member, such as a side gear.

Limited Slip Differential: A differential which reduces but not totally eliminating individual wheel spin.

Locking Differential: A differential that provides a locked axle condition.

Pinion Input Gear: A gear that is directly connected to the drive shaft which propels the differential and ring gear and provides power to the axle.

Pre-Load: Differential bearing adjustment by adding or removing shims.

Ring Gear: The gear that is attached to the differential case which is driven by the pinion gear.

Side Gear: The gear that is mounted in the differential case which has the axle shaft splined to it, driven by the pinion gear.

Spider: The center piece of a standard, clutch pack or locking differential which has a spider-like shape.

Spider Cross: Two or four armed member used to mount the standard differential pinion gears.

Spider Gears: Bevel pinion gears that are mounted on spider cross that drives the side gears of a standard or clutch type differential.

Splines: Teeth on axles that mate with teeth on a differential side gear.

Standard Differential: Open or conventional differential with no traction control.

Thrust Washer: used in conventional differential to reduce wear to the support case.

Contact **Jeff Hopp** to submit an items for sale (**NO PHOTOS**) or change or delete existing ads at jhopp55@att.net
Contact PCCC member for details

Stuff For Sale

1957 Chevrolet 210 4Dr—Restored with Bel-Air Trim

Less than 300 miles; Chevrolet Polar White; 350 engine rebuilt; Edelbrock Performer Intake with new Holly 600 Carb; Muncie 4-Speed—Rebuilt; New Interior—CARS; New power steering and power front brakes; 1 wire alternator; dual exhaust; Gauges & Tach.

Asking **[\$19500]**

Contact [Denny Oestreich](mailto:Denny.Oestreich@919.846.8163) @ 919.846.8163

14x 8 aluminum slot wheels with 3" backspacing. Unilug, will fit Mopar, Ford, Chevy. Lug nuts and spacers go with them, great condition. **[\$100 for the pair]**

Contact [Don Torockio](mailto:Don.Torockio@919.557.0526) @ Home 919-557-0526
or Cell 412 445-0969

Brand new complete antenna assembly for a 1955 Chevrolet (still in the package) **[\$80]** Contact [Tony Sica](mailto:Tony.Sica@516.443.5479) @ 516.443.5479

(4) 14 inch original wheels and tires off of 1951 Chevy. **[\$100]**
Contact [Scott Rose](mailto:Scott.Rose@919.768.2067) @ 919.768.2067

Items for 1970 Chevelle

1970-72 Chevelle Original Dash Pad (needs repair) **[\$75];**

1970 Chevelle tail light lenses **[\$35 for both];**

68-72 Chevelle Fuel Tank Door/License Plate Mount **[\$10];**

Original 1970 Chevelle Grill with Stainless Trim **[\$75];**

"350" emblems (R&L) for 70 Chevelle **[\$30];**

Trunk Emblem for 70 Chevelle **[\$25];**

Grill Emblem for 70 Chevelle **[\$15]**

Contact [Jeff Hopp](mailto:Jeff.Hopp@919.665.9318) @ 919-665-9318

Complete 1957 Chevrolet rear end housing third member axles and brakes ready to install.

3:36 open , not Posi traction.

Casting #3276899 was used in '57 to '64 passenger cars without posi traction.

[\$550] delivered, **[\$500]** you pick up

Contact [Dan Glover](mailto:Dan.Glover@919.656.0053) @ 919-656-0053

Parts for 1968 Camaro—New right stuff big brake 4 wheel disc brake conversion signature series cost new \$2300, on back order sell for **[\$1800];**

New fuel tank, fuller neck, hose, neck protector, sleeve, retainer, strap bolts, sending unit. **[\$425];**

Fuel tank straps **[\$100].**

Contact [Ken Hunter](mailto:Ken.Hunter@919.818.6881) @ 919.818.6881

Contact [Jeff Hopp](#) to submit an items for sale (**NO PHOTOS**) or change or delete existing ads at jhopp55@att.net
Contact PCCC member for details

Stuff For Sale

4 tires, Firestone FR 380 P205/75R14 M&S. Close to new tread, came off a 1968 Cutlass
[\$150];

Contact [Bob Grannan](#) @ 919.606.6840

4-Keystone classic mag wheels with tires (less than 2 yrs old). Mags are US made, over 30 yrs old, excellent condition, 15 in [\$925];

4-cragar true spoke mag wheels with older tires [\$725]; [Qty-10] electric garage heaters [\$65 each]
Call or text [Jeff Grabowski](#) @ 281.814.8994

Fuel Tank for 1st Gen Camaro (painted black)
New sending unit already installed. [\$100]
Contact [Dave Peedin](#) @ 919.612.6998

Looking for a rear differential for a 1968 Camaro.

Contact [Ken Hunter](#) @ 919.818.6881 or email at blueknight571968@gmail.com

Stock Hood for 1970 Camaro [\$50]
Contact [Dan Stalfire](#) @ 214.629.0980

1936 Ford parts; 1973 Chevy truck parts; 1986 Corvette parts; 350 turbo Hydramatic trans great condition [\$500];
Contact [Tim Howard](#) @ 919.880.6673

1st gen Camaro Parts; Cowl hood, trunk lid, 4 core radiator, S/B Trance, Cross member, Sub frame, Sway bar, 4-8/15 Corvette BF Goodrich P255/60 R15

Contact [Bob Simpson](#) @ 919.745.0996

Rear End for 1955-1964 GM, 3.73 ratio [\$350]
Contact [Bill Mitchell](#) @ 919.772.3939

1967 Camaro Upper and Lower Control Arms (Needs new ball joints) [\$150 all 4]
1967 Camaro Complete front drum brake setup (L&R) [\$150]
1967 Chevy Stepside—Chrome Tailgate Cap . Brand new [\$25]
Call or text [Paul Bromberg](#) @ 845.798.9695

Original 1956 A arms and center shaft with all new bushings that have been professionally sandblasted and painted silver. [\$125] for the set]
Contact [Rick Mangrum](#) @ 919.255.8663

Out & About Photography With PCCC



Photos By
 Debbie Archambault
 Davidson
 Jeff Hopp
 Les Shelton
 David Smith
 Gary Byerly

