



*THE BOWTIE BULLETIN  
OFFICIAL NEWSLETTER  
OF THE  
PIEDMONT CLASSIC CHEVY CLUB*

*OCTOBER 2024 EDITION*



*Contents In This Edition*

*Message from Our PCCC President  
Club Info, News and Social Events  
Club Outings & Cruises  
Welcome New Members  
Member Birthdays  
Feature Articles  
Classic Car Trivia  
PCCC Parts & Swap  
Out and About Photography*



*Jim Ashley's 1955 Chevrolet Bel Air*

*A Special Message from David Smith*

**Hope everyone is doing well. October is the start of the holidays, and my favorite time of year. Halloween, Thanksgiving, Christmas and the New Year.**

**Also it is the beginning of the end for car shows and Cruise ins. Looking forward to the Trunk & Treats, Fall Festivals with Corn Mazes, Christmas parties and of course Parades.**

**The picnic in September was a great turnout. Hoping the social committee will do more outings like picnics and the Pic N Pig outing. The Christmas party is coming in December. New Years Day cruise after that. I realize that it is still a ways off but it will be here before we know it. Elections coming up in November (5th) not only for the government but for our club also November (25th). Get out and vote everyone. Hope to see you all at a show or cruise.**

**David Smith  
President Piedmont Classic Chevy Club**

2024 Club Officers

President - *David Smith*  
dmsmith57@outlook.com

Vice President - *Chris Peedin*  
crystalclean67@aol.com

Secretary - *Jane Overman*  
medassist61@yahoo.com

Treasurer - *Tom Doherty*  
tdoherty@mpcllp.com

**CLUB INFO**

Send your PCCC Dues payment to:

*Tom Doherty*  
4008 Ridgebrook Bluffs;  
Raleigh, NC 27603  
Make check out to PCCC  
*Annual dues are \$40*

PCCC Monthly Meetings are at **Carolina BBQ** located at **733 US-70 Garner 27529**.  
Meetings are going to be **every 4th Monday at 7PM** (530 PM if you plan to eat)

**PCCC APPAREL**

Contact *Larry Lewis* @ **919.215.3946** or  
**rclarry@aol.com**  
for complete ordering details and prices

Standard Club Shirt [\$10] Long Sleeve [\$15]

Polo Shirts [\$26]

Pink Ladies V-Neck [\$10]

Sport Tee's (Dri-Fit) Short Sleeve [\$14]; Long Sleeve [\$19]

Hats (All Styles) [\$18]

Ladies Jacket "Clique" (Blue Only) [\$56]

Ladies Jacket "Port Auth" (Blue or Black) [\$56]

Men's Jacket Traditional (Blue Only) [\$65]

Men's Jacket Hard Shell (Black Only) [\$70]


Magnetic Engraved Name Badges [\$12]



Standard Club T-Shirt with paid dues



Standard Name Badge



Pink Ladies V-Neck




Pink Ladies Name Badge

## Upcoming Social and Cruise Events




The Christmas Holiday Party is coming, stay tuned for further details.  
Date, times and place will be announced soon.

*Pat Smith (919.961.6233)*  
*Cathy DeYoung (919.274.2191)*  
*Debbie Archambault (708.752.3627)*



Hot Nights / Hot Cars monthly cruise in hosting lots of classic cars and live bands is first Saturday in each month from May through October. Location is Pilot Mountain, NC



Cruising The Smokies in Cherokee is always a big hit. Several of our club members have been many times.

Official show dates have not been published yet but speculation is October 10-13th.

Dave Peedin  
919.612.6998

Tim Michaels, President of The Capital Auto Group, Wesley Shackleford and Rusty Nichols is our Primary Sponsor for Hilltop Home for Children. Tim, Wesley and Rusty, and many others in his dealership group have a profound love for classic cars just as we do.

Our key point in this arrangement is that Capital Auto Group is comprised of over 30 multi brand dealerships and since PCCC is an "Open" club, we can support their events with our array of American Classics. Great fit for us as well as C.A.G.

I presented Mr. Tim Michaels at CAG's Corporate Office with a nice plaque in our appreciation for their \$5,000 donation to Hilltop this year. I asked Tim Michaels if we could count on their support again for 2025 Piedmont Classic Chevy Club in return for their generosity, will be supporting many of C.A.G.'s events going forward. Future events for the Capital Auto Group will be coming in the future and into 2025 at various dealerships.

Dave Peedin

Welcome New Members

*Jennifer Sutowski & Scott Booker  
Wake Forest, NC*

*Edward & Carol Clifford  
Smithfield, NC*



October Member Birthdays

*Barry Kitchener*

*Keith Archambault*

*Ted Korab*

*Betty Bagwell*

*Bob Anderson*

*Larry Lewis*

*Johnny Ellis*

*Vic Potter*

*Alfredo Tognetti*

*Bill Shulte*

*Natalie Hummel*

*Lindsey Recchie*


*Connie Williams*

It All Started in 1974 By, Laurel Wheeler

My first car was a Pinto. Yes I will admit it. My Dad worked at a Ford dealership and thought I should buy a new car so he picked this one out since I wanted a manual and I was born in October.

Mark had a 67 Ford Mustang fast back with a C-stripe. Wish we could have found a picture, but they are all on slides. He then sold the Mustang and bought a brand new 73 Red Camaro. That is what he had when we met in college.

We got married on November 9, 1974, which started our life together including all the different cars throughout the years. We have also restored several of those cars. It's been interesting of all the cars we have owned, we have owned the most Mustangs between us, then second after that, Corvettes.



*Tech Corner—By, David Smith*

**HINT**—Anyone who has ever tried putting gear oil in a rear end or manual transmission might like this idea.

I took a cheap siphon pump with the rubber ball type of pump. Removed the hose from one end. Cut the end of the bottle cap to fit the end of the bulb extension. Cut the other hose approximately 6 inches. Insert hose into the opening of the rear or trans and turn the bottle upside down. I also squeezed out a few ounces then made a small hole in the bottom of the bottle (that would be the top of the upside down)



## Tech Corner—Car Photography By, Jeff Hopp



To start, you surely want to grab the attention of whoever might be viewing your photos, whether you're showing it off or posting a photo when selling your car.

Your car should be freshly washed and waxed, and its interior should be freshly vacuumed and free of debris. Clean out the ashtrays (Ha,Ha), tidy up the trunk, and clean the engine bay.

Make your car stand out by finding an open spot, preferably away from the shade of buildings, and other large objects. However a photo with an old barn or other interesting structure is cool. A photo surrounded by beautiful or colorful landscapes is always appealing. Large open lots with gravel or unmarked pavement are ideal. Good backgrounds make good car photos.



Try to photograph your car near mid-day on an overcast day. Cloudy days are best because the entire sky acts as a soft filter for sunlight that illuminates your car evenly and eliminates harsh shadows. Also, just after sunrise or sunset are good times of the day for getting some good shots. If you know how, converting your photo to black and white is surely different as well. Smartphones have some good editing features. There are also simple photography software that are easy to use for simple editing, enhancing or cropping. I use Adobe Photoshop Elements.

If using a DSLR, consider using a polarizing filter for shots of your vehicle's exterior. Polarizing filters can help suppress glare on the windows.

Different angles, either from at some height or eye level or even from below (if your knees can handle that), can make your photo unique.

Lights on is a nice artistic touch. If you're shooting a convertible in particular, all windows up, or all down makes for a better shot than some up and some down. Remember to straighten the steering wheel if you're doing an interior shot.



Either smartphones or digital cameras are great for car photography. Smartphones have powerful enough lenses to capture the photos you might be looking for. I personally use both.

Go out there and have some fun.



## Some Chevelle Stuff

The Chevelle was introduced in 1964 as Chevrolet's response to the success of smaller cars, particularly the Ford Fairlane. It was designed to fit between the smaller Chevrolet II and the brand's full-sized vehicles. It debuted with a starting price of just over \$2,000.



Chevrolet produced over 1.2 million Chevelles in the first year alone. Over its entire production run, Chevrolet made more than 5 million Chevelles.

The Chevelle was available in various body styles, including two-door and four-door sedans, convertibles, station wagons, and coupes, from the standard 300 series to the high-performance SS models.



The first-generation models (1964 to 1967) were designed with a distinct A-body platform.

The second generation (1968 to 1972) saw the implementation of a more streamlined, aerodynamic design and the introduction of the luxurious Malibu model.



The third and final generation (1973 to 1977) featured a comprehensive redesign to comply with new safety regulations. The Chevelle lineup was also streamlined, shifting focus toward the Malibu.

By 1978, the Chevelle nameplate was discontinued and fully replaced by the Malibu.



The LS6 engine option for the Chevelle, available in 1970, is the highest factory-rated horsepower engine offered to the general public in a production car during the muscle car era.



Don Yenko, a Pennsylvania Chevrolet dealer known for his custom muscle cars, ordered a unique fleet of Chevelles with an L72 427-cubic-inch V8 engine in 1969. These special-order cars, known as Yenko Super Cars.

Chevelle SS models dominated the drag racing and street racing scenes in the late '60s and early '70s, and the model won two NASCAR Grand National Championships in 1971 and 1972.

Malibu SS





## Stuff For Sale

### 1957 Chevrolet 210 4Dr—Restored with Bel-Air Trim

Less than 300 miles; Chevrolet Polar White; 350 engine rebuilt; Edelbrock Performer Intake with new Holly 600 Carb; Muncie 4-Speed—Rebuilt; New Interior—CARS; New power steering and power front brakes; 1 wire alternator; dual exhaust; Gauges & Tach.

Asking **[\$19500]**

Contact [Denny Oestreich](mailto:Denny.Oestreich@919.846.8163) @ 919.846.8163

Contact Jeff Hopp to submit an items for sale (**NO PHOTOS**) or change or delete existing ads at [jhopp55@att.net](mailto:jhopp55@att.net)  
Contact PCCC member for details

14x 8 aluminum slot wheels with 3" backspacing. Unilug, will fit Mopar, Ford, Chevy. Lug nuts and spacers go with them, great condition. **[\$100 for the pair]**  
Contact [Don Torockio](mailto:Don.Torockio@Home) @ Home  
919-557-0526  
or Cell 412 445-0969

1956 Oldsmobile 98, Canyon Green and Alcan White, green interior, Chevy small block, auto trans. New battery, starter, radiator, new front brakes and more. Always gets attention. Have service manual. Car in Fuquay Varina.

Asking **[\$24500]**

Contact [Julian Gandolfo](mailto:Julian.Gandolfo@954.520.0087) @ 954.520.0087

### Complete 1957 Chevrolet rear end housing third member axles and brakes ready to install.

3:36 open , not Posi traction.

Casting #3276899 was used in '57 to '64 passenger cars without posi traction.

**[\$550]** delivered, **[\$500]** you pick up

Contact [Dan Glover](mailto:Dan.Glover@919-656-0053) @ 919-656-0053

Fuel Tank for 1st Gen Camaro (painted black)  
New sending unit already installed. **[\$100]**  
Contact [Dave Peedin](mailto:Dave.Peedin@919.612.6998) @ 919.612.6998

Edelbrock AVS2 650 CFM Carburetor.  
Driven less than 200 miles. **[\$275]**  
Call [Ray Bader](mailto:Ray.Bader@919-418-0977) @ 919-418-0977

350 turbo Hydramatic transmission great condition **[\$300]**;  
Set of Chevy Vortex SB heads, new valve job, w/ Howard springs **[\$250]**  
Contact [Tim Howard](mailto:Tim.Howard@919.880.6673) @ 919.880.6673

Stock Hood for 1970 Camaro **[\$50]**  
Contact [Dan Stalfire](mailto:Dan.Stalfire@214.629.0980) @ 214.629.0980


1st gen Camaro Parts; Cowl hood, trunk lid, 4 core radiator, S/B Trance, Cross member, Sub frame, Sway bar, 4-8/15 Corvette BF Goodrich P255/60 R15  
Contact [Bob Simpson](mailto:Bob.Simpson@919.745.0996) @ 919.745.0996

(4) 14 inch original wheels and tires off of 1951 Chevy. **[\$100]**  
Contact [Scott Rose](mailto:Scott.Rose@919.768.2067) @ 919.768.2067

Brand new complete antenna assembly for a 1955 Chevrolet (still in the package) **[\$80]** Contact [Tony Sica](mailto:Tony.Sica@516.443.5479) @ 516.443.5479

Original 1956 A arms and center shaft with all new bushings that have been professionally sandblasted and painted silver. **[\$125]** for the set  
Contact [Rick Mangrum](mailto:Rick.Mangrum@919.255.8663) @ 919.255.8663

Out & About Photography  
With PCCC



Photos By  
David Smith  
Jeff Hopp  
Debbie Archambault  
Betty Bunn  
David Matthews  
Tim Howard